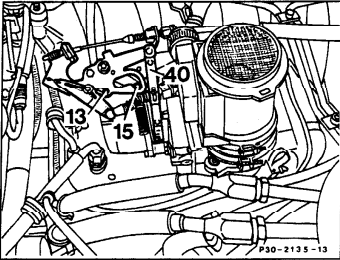


All engines

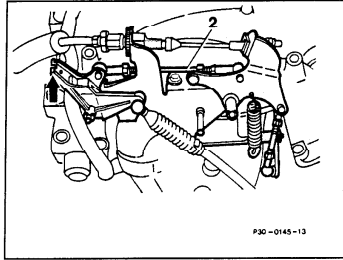
- Remove air cleaner.
- Check control shafts, control levers, guide levers, ball sockets, bowden cable, and throttle linkage for smooth operation and possible wear.
- Lubricate pivots of control shafts, control levers, throttle linkage joints and control cables using only ATF. Refer to MBNA Factory Approved Service Products list.

On vehicles with electronic accelerator, the linkage should only be moved when the ignition is off to avoid setting a Diagnostic Trouble Code in the control module memory.

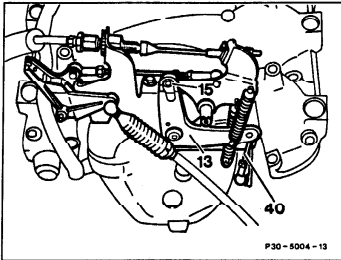
Engines with LH-SFI



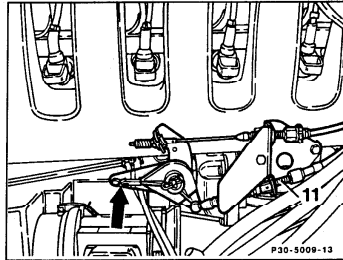
Engine 104 LH-SFI



Engine 119 LH-SFI without slotted lever

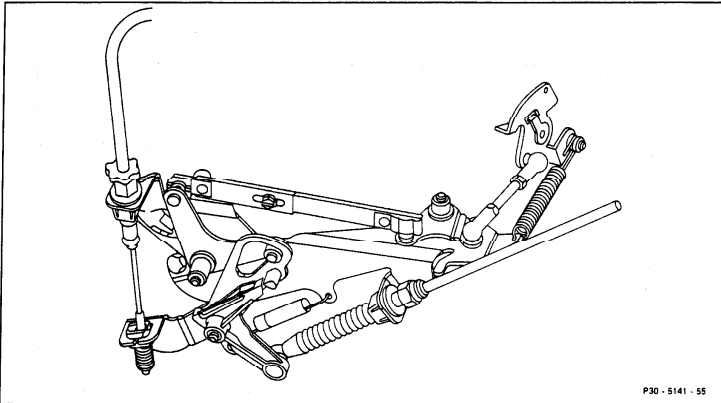


Engine 119 LH-SFI with slotted lever

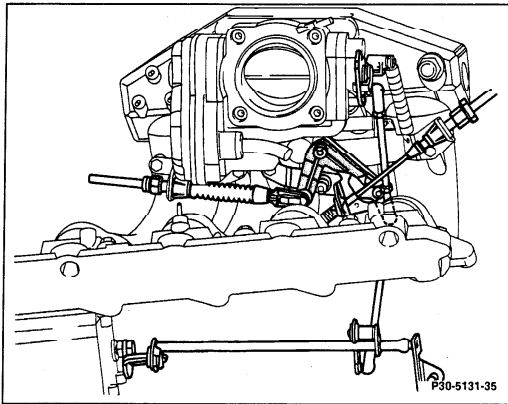


Engine 120

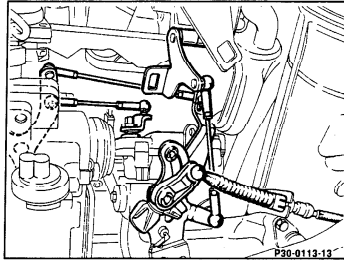
Engines with HFM-SFI



Engine 104 HFM-CFI



Engine 111 HFM-SFI



Engine 603.971, Model 140