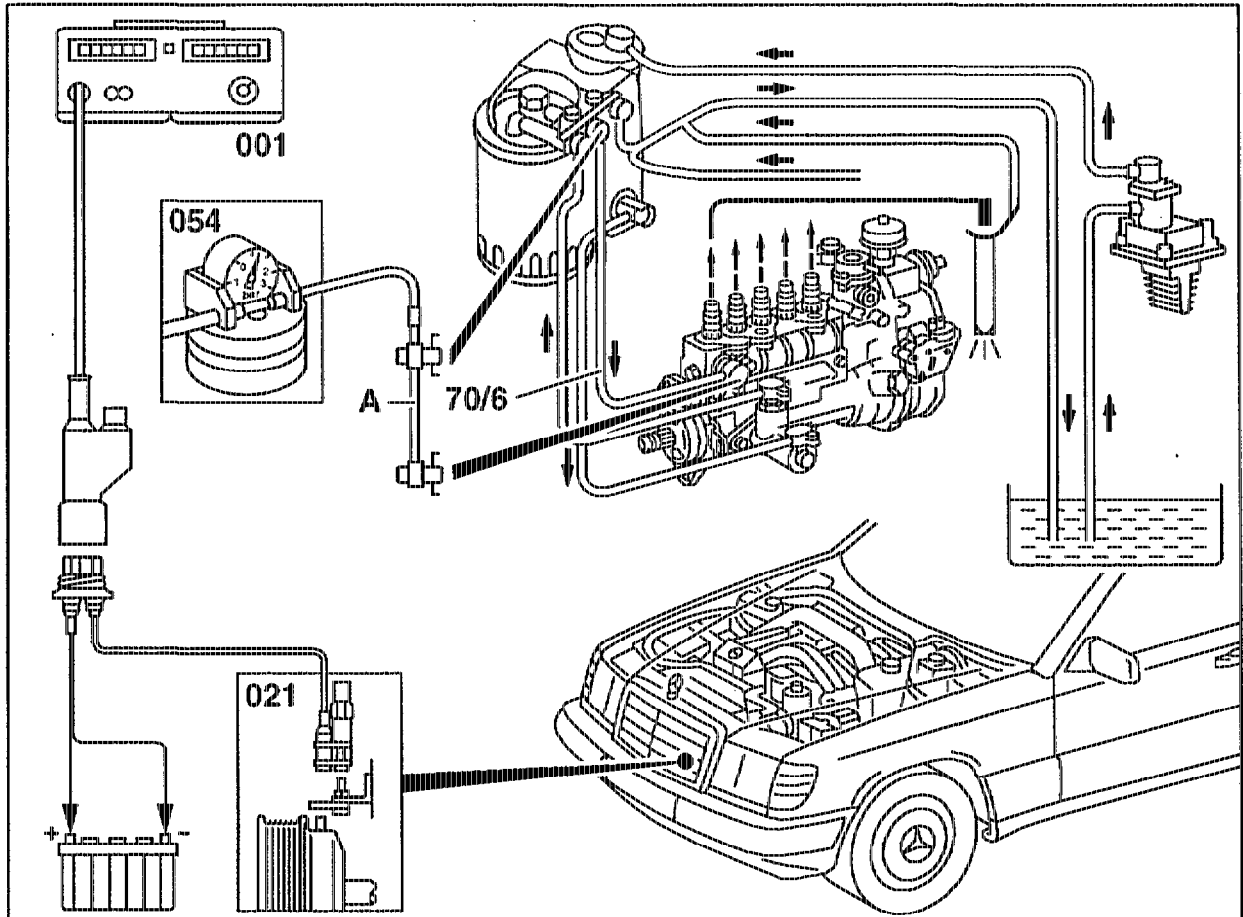


## 07.1-5702 Testing fuel pressure (after testing delivery)

Operation no. of operation texts and work units or standard texts  
and flat rates:  
07-5702



P07-6411-57

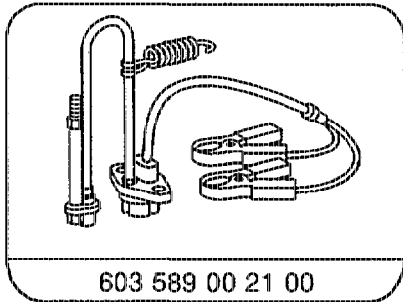
Digital tester (001) and pulse generator (021) .....	connect, disconnect.
Fuel line (70/6) at fuel filter and at injection pump .....	disconnect, connect.
Test line (A) between fuel filter and injection pump .....	connect, disconnect.
Pressure gauge (054) to test line (A) .....	connect, disconnect.
Fuel pressure .....	test.

Specification: at idle speed > 0.3 bar  
at full load > 0.5 bar

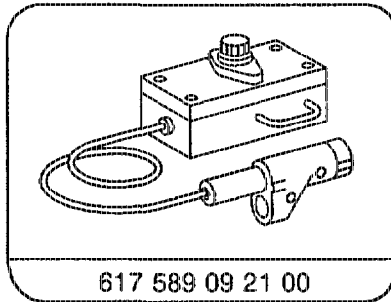
### Note

If the specifications are not achieved, replace fuel filter.

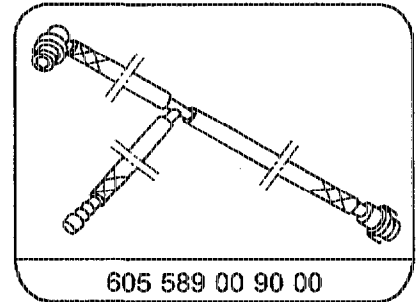
## Special tools



603 589 00 21 00



617 589 09 21 00



605 589 00 90 00

### Commercially available tools and testers (see Workshop Equipment Manual)

Designation	e. g. make, order no.
<b>Use without adapter</b>	
Digital tester	Sun, DIT 9100 AVL, Diesel-Tester 873 Bosch, ETD 019.02
<b>Use with adapter</b>	
Digital tester Engine diagnostics tester	Bosch, MOT 103, 002.02, 150, 250 Hermann D960, D980 Bear, DEACE

#### Note

Fuel feed pipe from fuel filter to injection pump converted from plug connection to screw attachment.

### Production breakpoint: as of September 1995

Model	Engine	Engine end no.	
		manual transmission	automatic transmission
124.104/107/126/129/ 186	605.911	038663	015361
124.131/191	606.910	010216	021123